

tables

Classic

When it comes to rugged durability the Classic table stands alone, offering exceptional strengths that an industrious environment demands. We created the Classic the obvious way... first we listened to you, then we designed ours. Classic.

Specifications

Table Top

- 1" Industrial Grade Particleboard Core (45lbs foot density)
- High Pressure (HPL) scratch resistant laminate for longevity with balancing backer sheet.
- 3mm vinyl bonded edge

Table Frame

- Table frame constructed of 1" x 3" x 1" channel section, with integral "pozi lok" corner bracket and 1-1/4" x 1-1/4" steel legs. Leg retention by support on each leg face and locking set screw
- Heavy duty steel adjustable floor glide with rubber cushion and non-removable foot
- Adjustable floor glide
- Table height 29-1/2"

Colours & Finishes

- Durable powdercoat finish from MityBilt colour selection
- High Pressure Laminate and 3mm vinyl bonded edge from MityBilt colour selection

Options

- Heights
- Finishes
- Casters
- Rounded Corners
- Modesty Panel

Classic / Rectangle



RTA2460 shown in Designer White laminate and Black 3mm edge. Frame shown in Black powder coat finish

Part #	Size (in.)
RTA2424	24 x 24
RTA2430	24 x 30
RTA2436	24 x 36
RTA2448	24 x 48
RTA2460	24 x 60
RTA2472	24 x 72
RTA2496	24 x 96
RTA3030	30 x 30
RTA3036	30 x 36
RTA3048	30 x 48
RTA3060	30 x 60
RTA3072	30 x 72
RTA3096	30 x 96
RTA3636	36 x 36
RTA3648	36 x 48
RTA3660	36 x 60
RTA3672	36 x 72
RTA3696	36 x 96
RTA4848	48 x 48
RTA4860	48 x 60
RTA4872	48 x 72
RTA4896	48 x 96

Classic / Round



RTA60R shown in Fusion Maple laminate and 3mm edge. Frame shown in Black powder coat finish

Part #	Diameter (in.)
RTA30R	30
RTA36R	36
RTA42R	42
RTA48R	48
RTA60R	60

Classic / Trapezoid



RTA48Z shown in Wild Cherry laminate and Silver 3mm edge. Frame shown in Silver powder coat finish.

Part #	Size (in.)
RTA48Z	24 x 48
RTA60Z	30 x 60
RTA72Z	36 x 72

Classic / 180




RTA48-180 shown in Studio Teak laminate and Silver 3mm edge. Frame shown in Silver powder coat finish.

Part #	Size (in.)
RTA48-180	24 x 48
RTA60-180	30 x 60
RTA72-180	36 x 72


Colour Swatches

High Pressure Laminates


Many more options available upon request. Please contact MityBilt for larger samples.



Fusion Maple




Bannister Oak




Wild Cherry




Cafelle




Grey Nebula




Asian Night




Sterling Ash




Cosmic Strandz




Boardwalk Oak




Designer White



Persian Cherry




Mangalore Mango




Pinnacle Walnut




Studio Teak



Buka Bark



Palisades Oak



Natural Recon



Mission Maple


Colour Swatches

3mm Bonded Edges

Many more options available upon request. Please contact MityBilt for larger samples.



Fusion Maple




Bannister Oak




Wild Cherry



Grey Nebula



Designer White



Studio Teak



Silver



Charcoal



Black



Asian Night




Cafelle

Powder-Coat Options


Many more options available upon request. Please contact MityBilt for larger samples.




Silver




Charcoal



Black



White



Ivory



Gold Vein



Copper Vein



Silver Vein