

# benching



# Kube / Linear

Kube and Linear are high specification benching systems that can be arranged to create sophisticated, and exceptionally productive workspaces. The flexible design allows for advanced cable management and technology accommodation.

The robust superstructure of Kube and Linear, together with a clean contemporary design, can be enhanced with the addition of a comprehensive range of optional equipment.



# Kube / Desk



Optional Divider



KUD4860R36 shown in Studio Teak laminate work surface and 3mm edge with Designer White divider panel and white powder coat frame.

## Specifications

### Table Top

- 1" Industrial Grade Particleboard Core (45lbs foot density)
- High Pressure (HPL) scratch resistant laminate for longevity with balancing backer sheet

### Colours & Finishes

- Durable powdercoat finish from MityBilt colour selection
- High Pressure Laminate and 3mm vinyl bonded edge from MityBilt colour selection

### Table Frame

- 30mm x 70mm Tubular End Frame
- Fully welded End Frame
- 30mm x 30mm work surface supporting beams
- Adjustable Floor Glides

### Options

- Wire Management kit
- Sliding Work Surface
- CPU Holder
- Adjustable Height
- Desk Top Divider

### Wire Management Kit – Optional


- Pressure fit wire management covers hide wires quickly and easily



### Sliding Work Surface – Optional


- Sliding work surface makes organizing wires a quick and easy task while keeping them very accessible

# Kube / Components



## 2 Person

Part #	Size (in.)	Part #	Size (in.)
KUS4848	48 x 48	KUS6448	64 x 48
KUS4860	48 x 60	KUS6460	64 x 60
KUS4872	48 x 72	KUS6472	64 x 72




## + Return

Part #	Size (in.)
R36	24 x 36




## + Modesty

Part #	Size (in.)
M	to fit desk



## 4 Person

Part #	Size (in.)	Part #	Size (in.)
KUD4848	48 x 96	KUD6448	64 x 96
KUD4860	48 x 120	KUD6460	64 x 120
KUD4872	48 x 144	KUD6472	64 x 144




## + Return

Part #	Size (in.)
R36	24 x 36




## + Modesty

Part #	Size (in.)
M	to fit desk



## 6 Person

Part #	Size (in.)	Part #	Size (in.)
KUT4848	48 x 144	KUT6448	64 x 144
KUT4860	48 x 180	KUT6460	64 x 180
KUS4872	48 x 216	KUT6472	64 x 216




## + Return

Part #	Size (in.)
R36	24 x 36




## + Modesty

Part #	Size (in.)
M	to fit desk



## 8 Person

Part #	Size (in.)	Part #	Size (in.)
KUQ4848	48 x 192	KUQ6448	64 x 192
KUQ4860	48 x 240	KUQ6460	64 x 240
KUQ4872	48 x 288	KUQ6472	64 x 288



## + Return

Part #	Size (in.)
R36	24 x 36



## + Modesty

Part #	Size (in.)
M	to fit desk



## Linear / Desk



Optional Divider



KUD4860R36 shown in Studio Teak laminate work surface and 3mm edge with Designer White divider panel and white powder coat frame.



### Specifications

#### Table Top

- 1" Industrial Grade Particleboard Core (45lbs foot density)
- High Pressure (HPL) scratch resistant laminate for longevity with balancing backer sheet

#### Colours & Finishes

- Durable powdercoat finish from MityBilt colour selection
- High Pressure Laminate and 3mm vinyl bonded edge from MityBilt colour selection

#### Table Frame

- 30mm x 70mm Tubular End Frame
- Fully welded End Frame
- 30mm x 30mm work surface supporting beams
- Adjustable Floor Glides

#### Options

- Wire Management kit
- Sliding Work Surface
- Divider Panel
- Adjustable Height
- CPU holder

### Wire Management Kit – Optional

- Pressure fit wire management covers hide wires quickly and easily



### Sliding Work Surface – Optional

- Sliding work surface makes organizing wires a quick and easy task while keeping them very accessible



# Linear / Components



## 2 Person

Part #	Size (in.)	Part #	Size (in.)
LNS4848	48 x 48	LNS6448	64 x 48
LNS4860	48 x 60	LNS6460	64 x 60
LNS4872	48 x 72	LNS6472	64 x 72



## + Return

Part #	Size (in.)
R36	24 x 36




## + Modesty

Part #	Size (in.)
M	to fit desk



## 4 Person

Part #	Size (in.)	Part #	Size (in.)
LND4848	48 x 96	LND6448	64 x 96
LND4860	48 x 120	LND6460	64 x 120
LND4872	48 x 144	LND6472	64 x 144




## + Return

Part #	Size (in.)
R36	24 x 36




## + Modesty

Part #	Size (in.)
M	to fit desk



## 6 Person

Part #	Size (in.)	Part #	Size (in.)
LNT4848	48 x 144	LNT6448	64 x 144
LNT4860	48 x 180	LNT6460	64 x 180
LNT4872	48 x 216	LNT6472	64 x 216




## + Return

Part #	Size (in.)
R36	24 x 36




## + Modesty

Part #	Size (in.)
M	to fit desk



## 8 Person

Part #	Size (in.)	Part #	Size (in.)
LNQ4848	48 x 192	LNQ6448	64 x 192
LNQ4860	48 x 240	LNQ6460	64 x 240
LNQ4872	48 x 288	LNQ6472	64 x 288



## + Return

Part #	Size (in.)
R36	24 x 36




## + Modesty

Part #	Size (in.)
M	to fit desk

# Colour Swatches

## High Pressure Laminates

Many more options available upon request. Please contact MityBilt for larger samples.




Fusion Maple




Bannister Oak




Wild Cherry




Cafelle




Grey Nebula




Asian Night




Sterling Ash




Cosmic Strandz




Boardwalk Oak




Designer White




Persian Cherry




Mangalore Mango




Pinnacle Walnut




Studio Teak



Buka Bark



Palisades Oak



Natural Recon



Mission Maple

# Colour Swatches

## 3mm Bonded Edges


Many more options available upon request. Please contact MityBilt for larger samples.




Fusion Maple



Bannister Oak



Wild Cherry



Grey Nebula




Designer White



Studio Teak




Silver




Charcoal



Black



Asian Night



Cafelle

## Powder-Coat Options


Many more options available upon request. Please contact MityBilt for larger samples.




Silver



Charcoal



Black




White



Ivory



Gold Vein



Copper Vein



Silver Vein